



# GARAGE SOLUTIONS

## *Section 5*



**OAKCRAFT**  
ELEGANT CABINERY

7733 West Olive Ave. Peoria, AZ 85345

(623) 412-1901 (Phone)

(623) 412-2408 (Fax)

[www.oakcraftinc.com](http://www.oakcraftinc.com)

AZ ROC # 274336

## Garage Solutions Table of Contents

### Garage Solutions

Product Overview	3
Closet Door Styles	4

### Garage Products

### Garage Accessories

### Garage Mouldings

### Garage Modifications



## Garage Solutions

A perfect way to get organized is with our smart and frameless Garage Solutions.

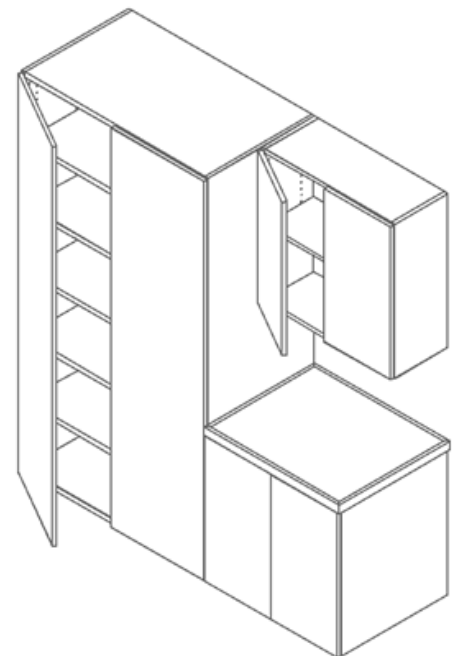
Our garage cabinets are built for unsurpassed performance and durability to support big and bulky items, or gardening and workshop supplies.

Adjustable shelves provide flexibility to organize your tools and stow away sports gear. 1 inch thick shelves are sturdier than standard kitchen shelves, can support heavier items, and span distances up to 46 1/2" wide (interior dimension).

Available with Titan Door Style only.

Toe Kick not available with Garage Solutions.

Adjustable feet are perfect for uneven floors and moisture. Must be ordered separately.



**Garage Storage System**

## Garage Solutions Cabinet Construction

### Available Collections

The Sands Collection

#### Interior Color

- White Melamine

#### Exterior

- Unfinished (Default)
- Finished Ends Available

#### Shelving

- Fixed Shelves
- 1" thick particle board
- White melamine
- 0.5mm (0.018") Polyvinyl Chloride (PVC) edgeband

#### Edgeband

- Edgebanded to match door species/material and color

#### Drawer Guides

- Full Extension
  - 100 lbs Static load capacity

#### Drawer Boxes

- 5/8" Ash hardwood dovetail construction
- 5.2mm white Maple veneer fully captured bottom

#### Hinges

- Concealed adjustable clip-on hinge
- 110-degree 6-way adjustable
- Integrated soft-close system

#### Toe Kick

- Toe Kick not available
- Adjustable Feet available for uneven floors and moisture protection

#### Case Core

- 3/4" Particle board Core (Standard)
- 3/4" Plywood Core (Upgrade)

#### Cabinet Box






- 1" Floors/Tops
- 3/4" Stretchers
- 3/4" Gables
- 3/4" Nailers
- 1/4" captured back panel
- 8mm Wood dowel and glue joinery on a 32mm center system

# Garage Door Styles

## Titan

## The Sands Collection

### Color Selection

-  White
-  Ruston Maple
-  Sable Glow
-  Silver Frost
-  Almond

Thermally fused melamine doors and drawers are made by fusing a resin saturated paper product to an engineered core. The engineered core is made of Particle Board (PBC), then using heat and pressure, the resin in the sheet is activated. Once the resin is activate it is joined with the core, creating a strong and durable bond. A matching edge banding is applied to doors and drawer fronts.

All doors and drawer fronts are manufactured with a white melamine back.

Garage Door Styles

Door Multiplier	<b>0.9</b>
-----------------	------------

### Thermofoil Melamine Slab Panel

3/4" Particle Board Core (PBC)  
 Width 8 7/8" to 23 7/8"  
 Height 8 7/8" to 95 7/8"

### Standard Drawer Front

Height 6 3/16" to 14 3/4"

*No Door Panel Modifications available*

