



CLOSET SOLUTIONS

Section 4



OAKCRAFT
ELEGANT CABINETS

7733 West Olive Ave. Peoria, AZ 85345

(623) 412-1901 (Phone)

(623) 412-2408 (Fax)

www.oakcraftinc.com

AZ ROC # 274336

Closet Solutions Table of Contents

Closet Solutions

Product Overview	3
Closet Door Styles	4

Closet Products

Closet Accessories

Closet Mouldings, Panels & Fillers

Closet Modifications



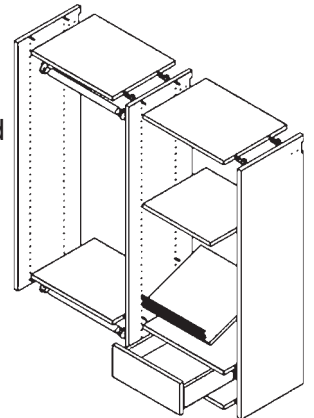
Closet Solutions

The Closet Solutions come in both “knock-down” components which require assembly, and factory-assembled frameless wall, base and tall storage components.

Component Closets

The component based system is installed by using a metal hanging strip called a suspension rail. The suspension rail is anchored into the studs, and partition panels with connecting rail brackets are attached to the suspension rail.

With the partition panels in place, shelves, closet poles, drawers and most accessories can be added to meet individual storage needs.

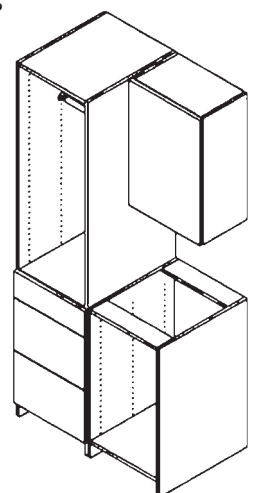


Back panels can be ordered to compliment components and provide a finished cabinetry look. Back panels can be ordered as loose product and are designed to join with partitions and shelving designated for back panel compatibility. Back Panels are 1/4” thick and finished on one side to match the partition and shelving components.

Assembled Closets

The factory assembled closets combine the cabinets for wall, base, and tall units to create an elegant floor-to-ceiling design with the addition of base, crown, scribe and decorative mouldings.

The storage cabinets are provided in set sizes to accommodate the interior dimensions of component parts such as hampers, shoe fences and wardrobe tubes.



Closet Solutions Cabinet Construction

Available Collections

- Classic Woods Collection
- The Loft Collection
- Grand Cayman Collection
- Canyon Ridge Collection
- Garage Solutions
- Radiance Collection

Interior Color

- Matching Exterior

Exterior

- Finished Ends

Shelving

- Fixed shelves or adjustable shelves
- 3/4" thick particle board
- Matched to interior color
- 0.5mm (0.018") Polyvinyl Chloride (PVC) edgeband

Partitions

- 3/4" thick full depth particle board
- 5mm Holes on a 32mm system
- Left, Right, or Both sides depending on orientation
- Matching Exterior

Finished Back Panels

- 1/4" Medium Density Fiberboard (MDF)
- Matching Exterior

Edgeband

- Edgebanded to match door material and color

Drawer Guides

- Full Extension (default)
- Undermount (upgrade)
- Heavy Duty Undermount (upgrade)

Drawer Boxes

- 5/8" Ash hardwood dovetail construction
- 5.2mm white Maple veneer fully captured bottom

Hinges

- Concealed adjustable clip-on hinge
- 110-degree 6-way adjustable
- Integrated soft-close system

Toe Kick

- Flush Toe Kick, 3 3/4"H

Cabinet Components

- 3/4" Floors/Tops
- 3/4" Stretchers
- 3/4" Gables
- 3/4" Nailers
- 1/4" captured back panel
- 8mm wood dowel and glue joinery on a 32mm center system

Accessories and Hardware

- Available colors
 - Oil Rubbed Bronze
 - Polished Chrome
 - Matt Nickel
 - Polished Brass

Case Core

- 3/4" particle board Core

Product Overview

Closet Solutions - Sizes

Width

The actual width of a part may vary from the numbers listed on the Product No.	
Example.	
CBP12_	12, 18, 24, 30, 36 are not width's of actual part. Actual part width is shown is the Specification section of each page.
Closet Solutions - Back Panel Width Chart	
Product No.	Part Width
CBP12_	12 1/2"
CBP18_	18 1/2"
CBP24_	24 1/2"
CBP30_	30 1/2"
CBP36_	36 1/2"
This example applies to all Products. Please see Specification Section to get actual width of product.	

Height

The actual height of a part may vary from the numbers listed on the Product No.	
Example.	
CBP48_	48, 84, 96 are not height's of actual part. Actual part height is shown is the Specification section of each page.
Closet Solutions - Back Panel Height Chart	
Product No.	Part Height
CBP_48	46 13/16"
CBP_84	83 3/8"
CBP_96	94 11/16"
This example applies to all Products. Please see Specification Section to get actual height of product.	

Depth


The actual depth of a part may vary from the numbers listed on the Product No.	
Example.	
CSF_15	15, 18, 24, 26 are not depth's of actual part. Actual part depth is shown is the Specification section of each page.
Closet Solutions - Back Panel Depth Chart	
CSF_15	14 15/16"
CSF_18	17 15/16"
CSF_24	23 15/16"
CSF_26	25 15/16"
This example applies to all Products. Please see Specification Section to get actual depth of product.	

Back Panel

CPR_ _ _ -B	Adding (-B) to end of Product Number indicates that the partition will be dadoed to receive back panel.
CPR_ _ L-B	Back Panel dado will be added to side of shelf hole location requested on partition. If the holes are requested on both sides, partition will be dadoed on both sides for back panel.
CPR_ _ -B	Adding (-B) to Product No. may change width, height or depth. Please refer to Alternate Back Panel Specification for part size.

Classic Woods Collection


Closet
Door Styles



Aries



Brockton*



Cape Cod*



Cardiff*



Craftsman




Delaware*



Doris*



Encanto*



Fiesta*



Grant*



Hampton*



Kempton*



Nantucket*



Newport*



Prairie*

*5-Piece drawer fronts shown are available as an upgrade
Hinges support a Maximum Door Width of 23 7/8"

Closet Door Styles



OAKCRAFT
EL E G A N T C A B I N E T R Y

Closet
Door Styles



Providence*



Spirit*



Westminster*



Wilmington*



Chateau

The Loft Collection

The Loft Collection

3D Laminate



Marin



Carmel


Canyon Ridge Collection

Canyon Ridge Collection

Textured Melamine



Weston




Vista




Coco*

Grand Cayman Collection

Reconstituted Veneer




Pinnacle



Solstice

The Sands Collection

Smooth Melamine



Titan

Radiance Collection

Aluminum Frame Doors with Glass



Modesto



Grandeur

*5-Piece drawer fronts shown are available as an upgrade

Hinges support a Maximum Door Width of 23 7/8"